

Scaled data based on original data using  
LM-79-08 Approved Method: Electrical and Photometric Measurements of Solid-  
State Lighting Products

Test Report Prepared for  
Cooper Lighting Solutions  
(formerly Eaton)

Brand: McGRAW-EDISON

Report Number: P228709

Luminaire Tested: **ISS-AF-600-LED-E1-RW-7030-ULG**

Issue Date: 3/3/2020

**Test Information**

Test Method: LM-79-08  
Report Number: P228709  
TEST IS SCALED FROM IESNA LM-79-08 TEST DATA (P29765)-DOWNLIGHT AND  
Test Lab: INNOVATION CENTER-P2  
Issue Date: 3/3/2020  
Manufacturer: COOPER LIGHTING SOLUTIONS (FORMERLY EATON)  
Product Line: MCGRAW-EDISON  
Catalog Number: ISS-AF-600-LED-E1-RW-7030-ULG  
Description: IMPACT ELITE LED QUATER SPHERE LUMINAIRE WITH UPLIGHT  
LIGHT SQUARE WITH ACCULED OPTICS-RECTANGULAR WIDE TYPE I, WITH UPLIGHT  
GLOW  
Light Source: (16) 3000K CCT, 70 CRI LEDs and (1) UPLIGHT LED  
Ballast/Driver: ELECTRONIC DRIVER

**Summary**

Lumens per Lamp: N/A  
Luminaire Lumens: 4877.2 lumens  
Efficiency: N/A  
Efficacy: 96.8 lumens/watt  
Luminous Opening: Rectangular w/ Sides (W: 0.5' x L: 0.5' x H: 0.54')  
IES Classification: Type II - Medium - Non-Cutoff  
BUG Rating: B2 - U5 - G2  
  
Input Watts (W): 50.4  
Input Voltage (V): 120  
Input Current (Ain): NR  
Voltage Rise (V): NR  
Power Factor: NR  
Total Harmonic Distortion (THDi): NR  
Frequency (hertz): 60  
Stabilization Time: NR  
Operation Time: NR  
Ambient Temperature (°C): NR  
Test Distance: 25 FT

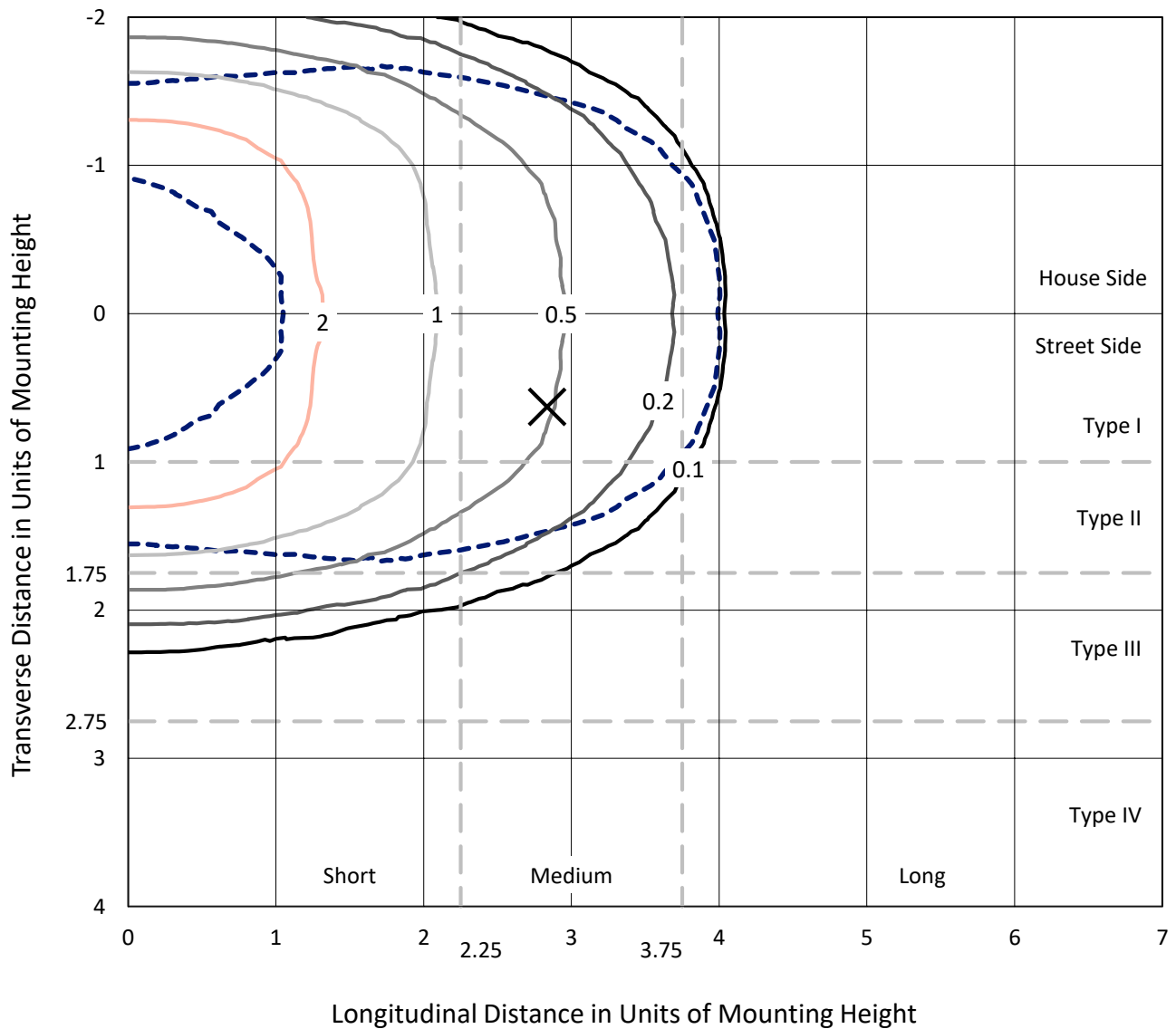


REPORT NUMBER: P228709

CATALOG NUMBER: ISS-AF-600-LED-E1-RW-7030-ULG

### Iso-Footcandle Lines of Horizontal Illumination

× Max cd  
 - - - 1/2 Max cd

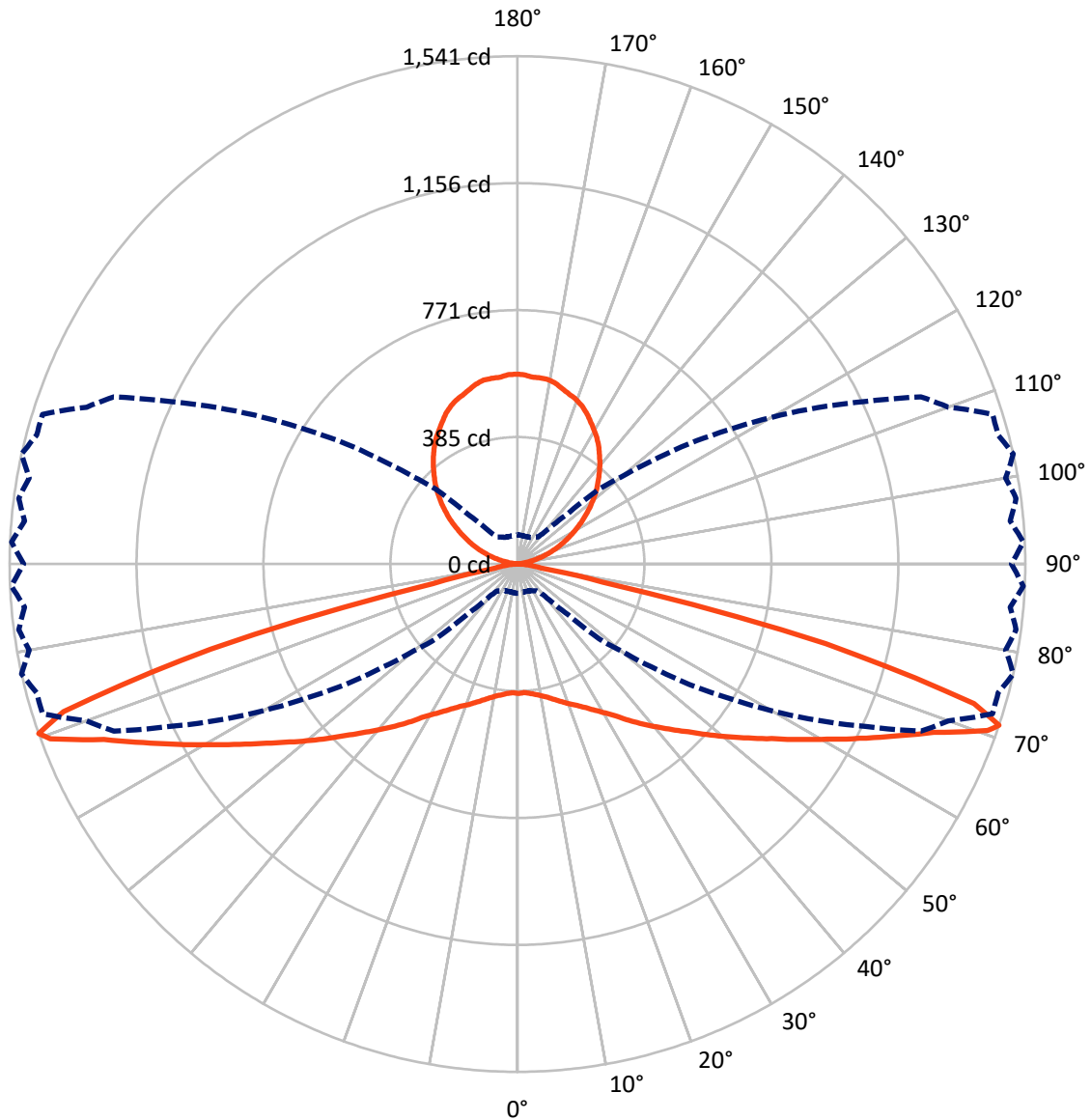


Based on 10 foot mounting height. Maximum calculated value = 4 fc  
 Type II - Medium - Non-Cutoff

REPORT NUMBER: P228709

CATALOG NUMBER: ISS-AF-600-LED-E1-RW-7030-ULG

### Luminous Intensity Polar Plot



— Vertical Plane Through 77.5-Deg Lateral    - - - Horizontal Cone Through 71-Deg Vertical

REPORT NUMBER: P228709

CATALOG NUMBER: ISS-AF-600-LED-E1-RW-7030-ULG

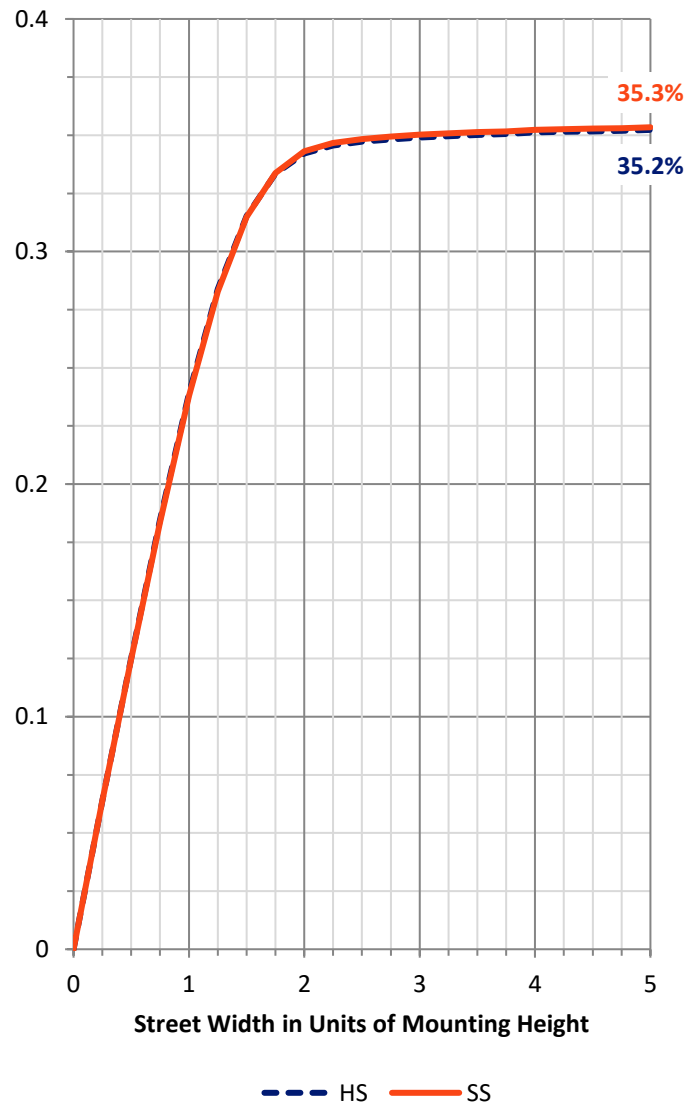
**FLUX DISTRIBUTION:**

		Downward	Upward	Total
<b>House Side</b>	Lumens	1725.5	713.1	2438.6
	% Fixture	35.4	14.6	50.0
<b>Street Side</b>	Lumens	1725.5	713.1	2438.6
	% Fixture	35.4	14.6	50.0
<b>Total</b>	Lumens	3451.0	1426.2	4877.2
	% Fixture	70.8	29.2	100.0

**Coefficient of Utilization**

**ZONAL LUMENS:**

Zone	Lumens	% Fixture
0°-10°	38.0	0.8
10°-20°	118.6	2.4
20°-30°	222.0	4.6
30°-40°	386.4	7.9
40°-50°	630.4	12.9
50°-60°	870.0	17.8
60°-70°	825.3	16.9
70°-80°	339.7	7.0
80°-90°	20.5	0.4
90°-100°	4.7	0.1
100°-110°	69.0	1.4
110°-120°	153.0	3.1
120°-130°	223.9	4.6
130°-140°	265.6	5.4
140°-150°	269.3	5.5
150°-160°	231.1	4.7
160°-170°	155.1	3.2
170°-180°	54.3	1.1
0°-90°	3451.0	70.8
0°-180°	4877.2	100.0



REPORT NUMBER: P228709

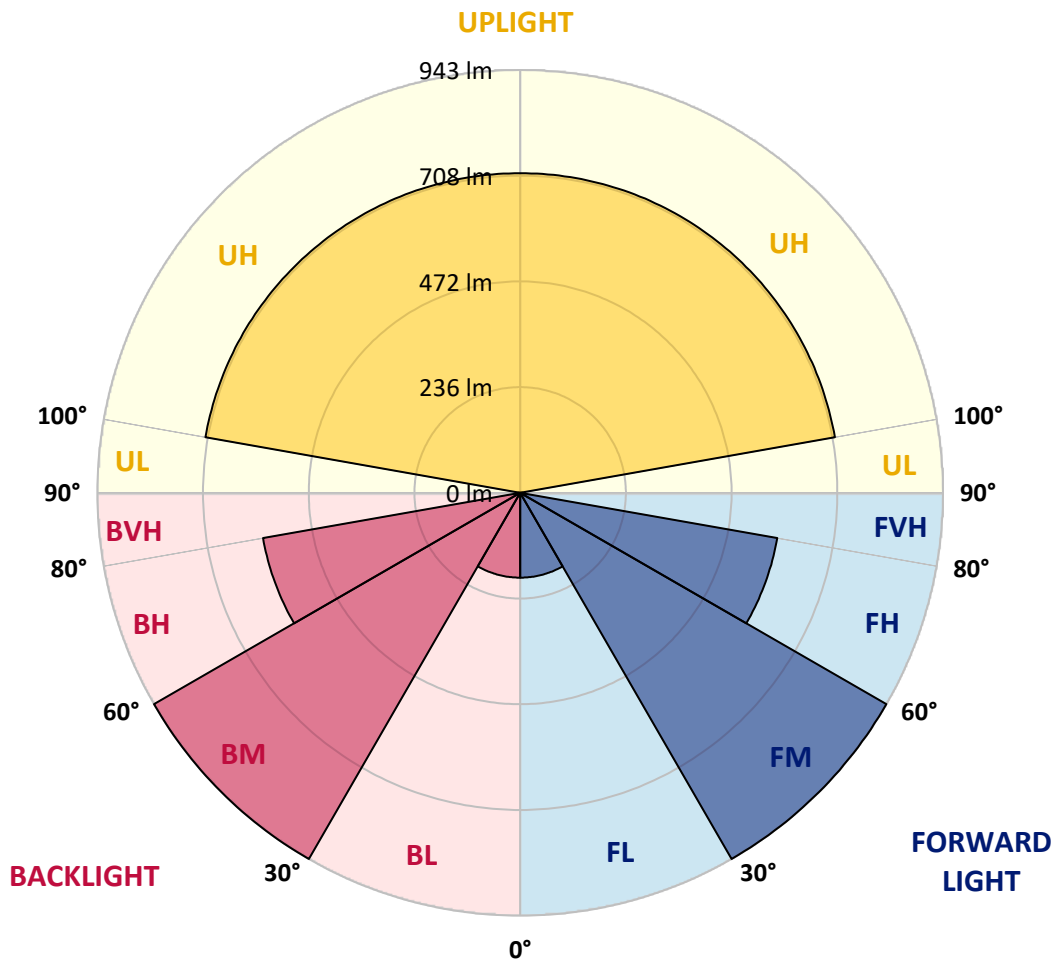
CATALOG NUMBER: ISS-AF-600-LED-E1-RW-7030-ULG

**LUMINAIRE CLASSIFICATION SYSTEM LUMEN TABLE AND BUG RATING:**

Zone	Lumens	% Fixture	Zone Rating/Lumen Limit		
			B	U	G
FL (0°-30°)	189.3	3.9			
FM (30°-60°)	943.4	19.3			
FH (60°-80°)	582.5	11.9			G0/660
FVH (80°-90°)	10.3	0.2			G1/100
BL (0°-30°)	189.3	3.9	B1/500		
BM (30°-60°)	943.4	19.3	B1/1000		
BH (60°-80°)	582.5	11.9	B2/1000		G2/1000
BVH (80°-90°)	10.3	0.2			G1/100
UL (90°-100°)	4.7	0.1		U1/10	
UH (100°-180°)	713.1	14.6		U4/1000	

**BUG Rating: B2-U5-G2**

Type II Medium





REPORT NUMBER: P228709

CATALOG NUMBER: ISS-AF-600-LED-E1-RW-7030-ULG

**CANDELA DISTRIBUTION (FULL):**

	0°	5°	15°	25°	35°	37.5°	40°	42.5°	45°	47.5°	50°
0°	393.0	393.0	393.0	393.0	393.0	393.0	393.0	393.0	393.0	393.0	393.0
2.5°	391.8	390.7	391.8	391.8	393.0	393.0	393.0	393.0	391.8	394.1	394.1
5°	391.8	391.8	393.0	393.0	395.2	397.5	394.1	395.2	396.4	395.2	397.5
7.5°	391.8	391.8	391.8	394.1	397.5	399.8	397.5	398.7	401.0	401.0	403.2
10°	388.4	387.2	389.5	394.1	399.8	403.2	402.1	406.7	405.5	406.7	408.9
12.5°	382.7	382.7	387.2	394.1	404.4	406.7	407.8	410.1	413.5	412.4	415.8
15°	383.8	385.0	389.5	398.7	411.2	413.5	414.7	414.7	420.4	418.1	424.9
17.5°	391.8	393.0	397.5	406.7	421.5	421.5	422.7	424.9	432.9	428.4	437.5
20°	404.4	405.5	410.1	420.4	434.1	432.9	435.2	437.5	447.8	443.2	452.4
22.5°	419.2	421.5	427.2	438.7	453.5	446.6	451.2	455.8	466.1	458.1	470.6
25°	439.8	443.2	448.9	461.5	477.5	469.5	474.1	477.5	488.9	477.5	490.1
27.5°	469.5	471.8	476.3	490.1	503.8	498.1	500.3	502.6	516.3	503.8	517.5
30°	504.9	508.3	512.9	525.5	539.2	530.0	534.6	536.9	548.3	535.7	547.2
32.5°	549.5	552.9	558.6	570.0	581.4	567.7	568.9	572.3	583.7	571.2	583.7
35°	602.0	604.3	612.3	626.0	634.0	612.3	613.4	613.4	628.3	611.1	624.8
37.5°	656.8	659.1	668.3	682.0	691.1	667.1	667.1	668.3	682.0	662.5	675.1
40°	713.9	720.8	731.1	744.8	751.6	724.2	726.5	725.4	741.4	718.5	731.1
42.5°	771.1	776.8	791.6	807.6	815.6	788.2	789.3	785.9	801.9	777.9	788.2
45°	820.2	824.8	843.0	865.9	878.4	849.9	849.9	849.9	865.9	836.2	848.7
47.5°	860.2	863.6	883.0	916.1	936.7	908.1	910.4	905.9	929.8	893.3	910.4
50°	888.7	889.9	915.0	952.7	988.1	961.8	965.3	967.5	990.4	958.4	973.3
52.5°	897.9	900.1	928.7	974.4	1025.8	1008.7	1021.2	1025.8	1046.4	1012.1	1032.7
55°	865.9	871.6	915.0	982.4	1052.1	1046.4	1061.2	1070.4	1096.6	1068.1	1089.8
57.5°	758.5	765.4	825.9	936.7	1057.8	1066.9	1087.5	1102.3	1140.0	1122.9	1146.9
60°	605.4	611.1	672.8	806.5	985.8	1041.8	1088.6	1130.9	1169.7	1173.2	1204.0
62.5°	415.8	423.8	483.2	611.1	829.3	903.6	971.0	1040.7	1105.8	1184.6	1224.6
65°	203.3	207.9	258.2	381.5	608.9	703.7	782.5	880.7	941.3	1054.4	1119.5
67.5°	111.9	111.9	119.9	158.8	325.6	419.2	503.8	627.1	688.8	828.2	911.6
70°	93.7	93.7	91.4	97.1	123.4	146.2	189.6	260.4	346.1	486.6	562.0
71°	89.1	88.0	86.8	89.1	99.4	104.0	122.2	159.9	217.0	335.8	410.1
72.5°	83.4	81.1	77.7	78.8	84.5	84.5	88.0	93.7	115.4	157.6	211.3
75°	72.0	69.7	66.3	66.3	67.4	68.5	69.7	72.0	73.1	75.4	84.5
77.5°	59.4	57.1	53.7	53.7	52.5	53.7	56.0	57.1	54.8	59.4	60.5
80°	45.7	42.3	41.1	41.1	40.0	38.8	38.8	38.8	40.0	42.3	43.4
82.5°	28.6	26.3	27.4	26.3	25.1	25.1	25.1	25.1	26.3	26.3	28.6
85°	13.7	13.7	14.9	13.7	11.4	11.4	10.3	9.1	10.3	9.1	11.4
87.5°	0.0	0.0	0.0	0.0	0.0	0.0	0.0	0.0	0.0	0.0	1.1
90°	0.0	0.0	0.0	0.0	0.0	0.0	0.0	0.0	0.0	0.0	0.0
92.5°	0.0	0.0	0.0	0.0	0.0	0.0	0.0	0.0	0.0	0.0	0.0
95°	1.0	1.0	1.0	1.0	1.0	1.0	1.0	1.0	1.0	1.0	1.0
97.5°	2.0	2.0	2.0	3.0	4.0	5.2	6.5	7.8	9.0	10.0	11.0
100°	8.0	8.0	10.0	14.0	22.0	24.0	26.0	28.0	30.0	30.5	31.0
102.5°	28.0	28.0	32.0	38.0	45.0	46.2	47.5	48.8	50.0	50.2	50.5
105°	54.0	54.0	56.0	61.0	66.0	67.0	68.0	69.0	70.0	70.2	70.5
107.5°	78.0	77.0	80.0	84.0	88.0	88.8	89.5	90.2	91.0	91.5	92.0



REPORT NUMBER: P228709

CATALOG NUMBER: ISS-AF-600-LED-E1-RW-7030-ULG

**CANDELA DISTRIBUTION (continued):**

	0°	5°	15°	25°	35°	37.5°	40°	42.5°	45°	47.5°	50°
110°	101.0	102.0	103.0	106.0	110.0	110.5	111.0	111.5	112.0	112.5	113.0
112.5°	124.0	124.0	126.0	129.0	132.0	132.5	133.0	133.5	134.0	134.5	135.0
115°	146.0	147.0	149.0	151.0	154.0	154.5	155.0	155.5	156.0	156.5	157.0
117.5°	169.0	170.0	172.0	174.0	177.0	177.5	178.0	178.5	179.0	179.2	179.5
120°	193.0	195.0	196.0	198.0	201.0	201.2	201.5	201.8	202.0	202.5	203.0
122.5°	219.0	220.0	221.0	223.0	226.0	226.2	226.5	226.8	227.0	227.2	227.5
125°	244.0	246.0	247.0	248.0	251.0	251.2	251.5	251.8	252.0	252.2	252.5
127.5°	267.0	269.0	270.0	272.0	274.0	274.5	275.0	275.5	276.0	276.5	277.0
130°	290.0	292.0	293.0	294.0	298.0	298.2	298.5	298.8	299.0	299.5	300.0
132.5°	313.0	314.0	317.0	318.0	321.0	321.2	321.5	321.8	322.0	322.8	323.5
135°	336.0	337.0	339.0	341.0	345.0	345.0	345.0	345.0	345.0	345.8	346.5
137.5°	359.0	360.0	363.0	364.0	367.0	367.0	367.0	367.0	367.0	367.5	368.0
140°	382.0	383.0	385.0	386.0	388.0	388.2	388.5	388.8	389.0	389.2	389.5
142.5°	404.0	406.0	408.0	407.0	410.0	410.0	410.0	410.0	410.0	410.5	411.0
145°	425.0	426.0	428.0	428.0	431.0	431.2	431.5	431.8	432.0	432.5	433.0
147.5°	444.0	444.0	447.0	448.0	452.0	452.2	452.5	452.8	453.0	453.2	453.5
150°	461.0	462.0	464.0	465.0	469.0	469.2	469.5	469.8	470.0	470.2	470.5
152.5°	479.0	480.0	483.0	482.0	485.0	485.2	485.5	485.8	486.0	486.2	486.5
155°	499.0	500.0	502.0	501.0	503.0	503.0	503.0	503.0	503.0	503.2	503.5
157.5°	513.0	515.0	517.0	516.0	519.0	519.0	519.0	519.0	519.0	519.0	519.0
160°	525.0	527.0	529.0	529.0	532.0	532.0	532.0	532.0	532.0	532.0	532.0
162.5°	535.0	536.0	539.0	538.0	541.0	541.0	541.0	541.0	541.0	541.2	541.5
165°	546.0	547.0	549.0	548.0	552.0	552.0	552.0	552.0	552.0	552.2	552.5
167.5°	555.0	556.0	559.0	558.0	561.0	560.8	560.5	560.2	560.0	560.0	560.0
170°	562.0	563.0	566.0	565.0	567.0	566.8	566.5	566.2	566.0	565.8	565.5
172.5°	565.0	566.0	569.0	567.0	569.0	568.8	568.5	568.2	568.0	568.2	568.5
175°	567.0	569.0	570.0	569.0	572.0	572.0	572.0	572.0	572.0	572.2	572.5
177.5°	572.0	573.0	575.0	574.0	578.0	577.8	577.5	577.2	577.0	577.0	577.0
180°	576.0	576.0	576.0	576.0	576.0	576.0	576.0	576.0	576.0	576.0	576.0





REPORT NUMBER: P228709

CATALOG NUMBER: ISS-AF-600-LED-E1-RW-7030-ULG

**CANDELA DISTRIBUTION (continued):**

	52.5°	55°	57.5°	60°	62.5°	65°	67.5°	70°	72.5°	75°	77.5°
0°	393.0	393.0	393.0	393.0	393.0	393.0	393.0	393.0	393.0	393.0	393.0
2.5°	390.7	393.0	391.8	393.0	390.7	393.0	389.5	393.0	391.8	393.0	390.7
5°	394.1	397.5	394.1	398.7	394.1	398.7	394.1	398.7	395.2	398.7	394.1
7.5°	397.5	404.4	399.8	405.5	399.8	406.7	399.8	406.7	402.1	407.8	399.8
10°	404.4	412.4	405.5	412.4	405.5	413.5	405.5	414.7	407.8	416.9	406.7
12.5°	410.1	419.2	412.4	421.5	411.2	423.8	413.5	427.2	415.8	429.5	415.8
15°	418.1	429.5	422.7	432.9	422.7	436.4	423.8	439.8	427.2	442.1	427.2
17.5°	429.5	442.1	432.9	445.5	434.1	448.9	435.2	452.4	439.8	454.6	439.8
20°	445.5	455.8	446.6	460.4	447.8	461.5	450.1	463.8	453.5	467.2	453.5
22.5°	463.8	472.9	466.1	474.1	462.6	474.1	462.6	474.1	466.1	477.5	466.1
25°	484.3	491.2	483.2	491.2	480.9	490.1	479.8	488.9	480.9	491.2	483.2
27.5°	511.8	515.2	506.0	512.9	500.3	509.5	498.1	507.2	499.2	508.3	502.6
30°	541.5	544.9	535.7	540.3	526.6	532.3	519.8	527.8	520.9	527.8	524.3
32.5°	574.6	579.2	568.9	571.2	559.7	560.9	550.6	554.0	548.3	550.6	549.5
35°	612.3	618.0	606.6	610.0	597.4	597.4	588.3	587.2	584.9	582.6	582.6
37.5°	660.3	662.5	653.4	653.4	638.6	638.6	627.1	627.1	622.6	618.0	615.7
40°	712.8	713.9	699.1	698.0	683.1	683.1	670.5	667.1	659.1	653.4	650.0
42.5°	768.8	767.6	745.9	748.2	726.5	727.7	711.7	708.2	700.2	693.4	686.5
45°	825.9	821.3	799.6	798.5	773.3	774.5	755.1	752.8	741.4	734.5	726.5
47.5°	884.2	881.9	857.9	852.2	825.9	824.8	799.6	799.6	788.2	781.3	773.3
50°	944.7	943.6	916.1	912.7	885.3	880.7	851.0	851.0	837.3	835.0	823.6
52.5°	1011.0	1006.4	976.7	975.5	949.3	945.8	913.9	911.6	891.0	889.9	877.3
55°	1076.1	1068.1	1048.6	1039.5	1013.2	1012.1	983.5	977.8	951.6	951.6	935.6
57.5°	1135.5	1128.6	1112.6	1104.6	1079.5	1076.1	1045.2	1045.2	1022.4	1021.2	1004.1
60°	1197.1	1199.4	1182.3	1178.9	1154.9	1153.7	1122.9	1122.9	1100.1	1098.9	1079.5
62.5°	1249.7	1272.5	1265.7	1268.0	1247.4	1244.0	1213.1	1210.9	1184.6	1181.2	1165.2
65°	1198.3	1278.3	1329.7	1363.9	1361.6	1360.5	1330.8	1326.2	1293.1	1284.0	1257.7
67.5°	1006.4	1110.3	1204.0	1306.8	1382.2	1439.3	1456.5	1449.6	1421.0	1394.8	1362.8
70°	674.0	793.9	912.7	1040.7	1169.7	1295.4	1424.5	1480.4	1539.8	1519.3	1513.6
71°	512.9	636.3	755.1	889.9	1026.9	1166.3	1325.1	1391.3	1511.3	1510.1	1541.0
72.5°	289.0	398.7	525.5	643.1	772.2	916.1	1079.5	1152.6	1325.1	1359.4	1448.5
75°	92.5	126.8	167.9	265.0	345.0	476.3	597.4	670.5	784.8	841.9	966.4
77.5°	61.7	68.5	70.8	82.2	92.5	131.4	178.2	218.2	239.9	251.3	263.9
80°	44.6	48.0	50.3	56.0	57.1	64.0	64.0	70.8	69.7	74.3	70.8
82.5°	28.6	32.0	33.1	35.4	36.6	41.1	43.4	48.0	48.0	50.3	49.1
85°	13.7	16.0	16.0	18.3	18.3	21.7	21.7	25.1	25.1	28.6	27.4
87.5°	1.1	1.1	1.1	2.3	2.3	2.3	3.4	4.6	4.6	4.6	4.6
90°	0.0	0.0	0.0	0.0	0.0	0.0	0.0	0.0	0.0	0.0	0.0
92.5°	0.0	0.0	0.0	0.0	0.0	0.0	0.0	0.0	0.0	0.0	0.0
95°	1.0	1.0	1.0	1.0	1.0	1.0	1.0	1.0	1.0	1.0	1.0
97.5°	12.0	13.0	11.5	10.0	8.5	7.0	6.5	6.0	5.5	5.0	4.8
100°	31.5	32.0	31.5	31.0	30.5	30.0	29.2	28.5	27.8	27.0	26.8
102.5°	50.8	51.0	50.8	50.5	50.2	50.0	49.5	49.0	48.5	48.0	48.2
105°	70.8	71.0	71.0	71.0	71.0	71.0	70.5	70.0	69.5	69.0	69.5
107.5°	92.5	93.0	92.8	92.5	92.2	92.0	91.8	91.5	91.2	91.0	91.2



REPORT NUMBER: P228709

CATALOG NUMBER: ISS-AF-600-LED-E1-RW-7030-ULG

**CANDELA DISTRIBUTION (continued):**

	52.5°	55°	57.5°	60°	62.5°	65°	67.5°	70°	72.5°	75°	77.5°
110°	113.5	114.0	114.0	114.0	114.0	114.0	113.8	113.5	113.2	113.0	113.2
112.5°	135.5	136.0	136.0	136.0	136.0	136.0	135.8	135.5	135.2	135.0	135.5
115°	157.5	158.0	158.0	158.0	158.0	158.0	158.0	158.0	158.0	158.0	158.5
117.5°	179.8	180.0	180.2	180.5	180.8	181.0	180.8	180.5	180.2	180.0	180.5
120°	203.5	204.0	204.0	204.0	204.0	204.0	204.0	204.0	204.0	204.0	204.5
122.5°	227.8	228.0	228.0	228.0	228.0	228.0	228.2	228.5	228.8	229.0	230.0
125°	252.8	253.0	253.2	253.5	253.8	254.0	254.0	254.0	254.0	254.0	254.8
127.5°	277.5	278.0	277.8	277.5	277.2	277.0	277.2	277.5	277.8	278.0	278.8
130°	300.5	301.0	301.0	301.0	301.0	301.0	301.2	301.5	301.8	302.0	302.8
132.5°	324.2	325.0	325.0	325.0	325.0	325.0	325.2	325.5	325.8	326.0	326.8
135°	347.2	348.0	348.0	348.0	348.0	348.0	348.2	348.5	348.8	349.0	349.5
137.5°	368.5	369.0	369.0	369.0	369.0	369.0	369.2	369.5	369.8	370.0	371.0
140°	389.8	390.0	390.0	390.0	390.0	390.0	390.5	391.0	391.5	392.0	393.0
142.5°	411.5	412.0	412.0	412.0	412.0	412.0	412.2	412.5	412.8	413.0	413.8
145°	433.5	434.0	433.8	433.5	433.2	433.0	433.2	433.5	433.8	434.0	434.8
147.5°	453.8	454.0	453.5	453.0	452.5	452.0	452.2	452.5	452.8	453.0	453.8
150°	470.8	471.0	470.5	470.0	469.5	469.0	469.0	469.0	469.0	469.0	470.0
152.5°	486.8	487.0	486.8	486.5	486.2	486.0	486.0	486.0	486.0	486.0	486.8
155°	503.8	504.0	503.8	503.5	503.2	503.0	503.2	503.5	503.8	504.0	504.8
157.5°	519.0	519.0	518.5	518.0	517.5	517.0	517.2	517.5	517.8	518.0	519.2
160°	532.0	532.0	531.5	531.0	530.5	530.0	530.0	530.0	530.0	530.0	530.8
162.5°	541.8	542.0	541.5	541.0	540.5	540.0	539.5	539.0	538.5	538.0	538.5
165°	552.8	553.0	552.2	551.5	550.8	550.0	549.5	549.0	548.5	548.0	548.5
167.5°	560.0	560.0	559.5	559.0	558.5	558.0	558.2	558.5	558.8	559.0	560.0
170°	565.2	565.0	564.8	564.5	564.2	564.0	564.5	565.0	565.5	566.0	567.2
172.5°	568.8	569.0	568.5	568.0	567.5	567.0	567.2	567.5	567.8	568.0	568.8
175°	572.8	573.0	572.2	571.5	570.8	570.0	569.5	569.0	568.5	568.0	568.8
177.5°	577.0	577.0	576.2	575.5	574.8	574.0	574.0	574.0	574.0	574.0	574.8
180°	576.0	576.0	576.0	576.0	576.0	576.0	576.0	576.0	576.0	576.0	576.0



REPORT NUMBER: P228709

CATALOG NUMBER: ISS-AF-600-LED-E1-RW-7030-ULG

**CANDELA DISTRIBUTION (continued):**

	80°	82.5°	85°	87.5°	90°
0°	393.0	393.0	393.0	393.0	393.0
2.5°	394.1	393.0	394.1	391.8	394.1
5°	399.8	395.2	401.0	395.2	401.0
7.5°	408.9	403.2	410.1	401.0	408.9
10°	416.9	408.9	418.1	408.9	416.9
12.5°	430.7	418.1	432.9	418.1	432.9
15°	444.4	429.5	447.8	431.8	446.6
17.5°	456.9	443.2	460.4	444.4	459.2
20°	468.4	455.8	470.6	454.6	470.6
22.5°	479.8	471.8	483.2	471.8	483.2
25°	494.6	488.9	496.9	488.9	496.9
27.5°	511.8	509.5	514.0	508.3	515.2
30°	531.2	532.3	533.5	532.3	534.6
32.5°	555.2	560.9	558.6	558.6	558.6
35°	588.3	598.6	591.7	594.0	592.9
37.5°	619.1	634.0	624.8	628.3	626.0
40°	653.4	663.7	661.4	661.4	659.1
42.5°	691.1	703.7	700.2	701.4	699.1
45°	732.2	743.6	739.1	737.9	739.1
47.5°	779.1	791.6	785.9	784.8	785.9
50°	828.2	843.0	838.5	836.2	838.5
52.5°	881.9	900.1	897.9	895.6	899.0
55°	944.7	961.8	959.5	961.8	963.0
57.5°	1007.5	1026.9	1022.4	1028.1	1030.4
60°	1086.3	1097.8	1098.9	1100.1	1101.2
62.5°	1166.3	1170.9	1174.3	1177.7	1178.9
65°	1258.8	1260.0	1262.3	1258.8	1262.3
67.5°	1347.9	1339.9	1338.8	1342.2	1344.5
70°	1486.2	1486.2	1474.7	1490.7	1477.0
71°	1504.4	1526.1	1501.0	1536.4	1498.7
72.5°	1415.3	1455.3	1426.8	1458.7	1421.0
75°	984.7	1077.2	1076.1	1121.8	1085.2
77.5°	273.0	255.9	273.0	235.3	225.0
80°	74.3	67.4	73.1	61.7	69.7
82.5°	49.1	42.3	41.1	33.1	35.4
85°	28.6	21.7	21.7	17.1	18.3
87.5°	4.6	1.1	4.6	2.3	3.4
90°	0.0	0.0	0.0	0.0	0.0
92.5°	0.0	0.0	0.0	0.0	0.0
95°	1.0	1.0	1.0	1.0	1.0
97.5°	4.5	4.2	4.0	4.0	4.0
100°	26.5	26.2	26.0	25.5	25.0
102.5°	48.5	48.8	49.0	48.5	48.0
105°	70.0	70.5	71.0	70.0	69.0
107.5°	91.5	91.8	92.0	91.5	91.0



REPORT NUMBER: P228709

CATALOG NUMBER: ISS-AF-600-LED-E1-RW-7030-ULG

**CANDELA DISTRIBUTION (continued):**

	80°	82.5°	85°	87.5°	90°
110°	113.5	113.8	114.0	113.5	113.0
112.5°	136.0	136.5	137.0	136.0	135.0
115°	159.0	159.5	160.0	159.5	159.0
117.5°	181.0	181.5	182.0	181.0	180.0
120°	205.0	205.5	206.0	205.0	204.0
122.5°	231.0	232.0	233.0	232.5	232.0
125°	255.5	256.2	257.0	256.5	256.0
127.5°	279.5	280.2	281.0	279.5	278.0
130°	303.5	304.2	305.0	304.0	303.0
132.5°	327.5	328.2	329.0	328.0	327.0
135°	350.0	350.5	351.0	350.5	350.0
137.5°	372.0	373.0	374.0	373.0	372.0
140°	394.0	395.0	396.0	395.0	394.0
142.5°	414.5	415.2	416.0	415.5	415.0
145°	435.5	436.2	437.0	436.0	435.0
147.5°	454.5	455.2	456.0	454.5	453.0
150°	471.0	472.0	473.0	471.5	470.0
152.5°	487.5	488.2	489.0	487.5	486.0
155°	505.5	506.2	507.0	506.0	505.0
157.5°	520.5	521.8	523.0	521.5	520.0
160°	531.5	532.2	533.0	532.0	531.0
162.5°	539.0	539.5	540.0	538.5	537.0
165°	549.0	549.5	550.0	549.0	548.0
167.5°	561.0	562.0	563.0	562.0	561.0
170°	568.5	569.8	571.0	570.0	569.0
172.5°	569.5	570.2	571.0	569.5	568.0
175°	569.5	570.2	571.0	569.5	568.0
177.5°	575.5	576.2	577.0	575.5	574.0
180°	576.0	576.0	576.0	576.0	576.0

(END OF REPORT)